
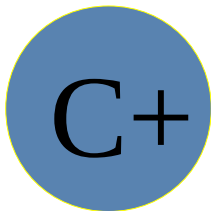





B



Ernest 4x4 large modele

Operating instructions

Write the recipe tested on the back of the tile

Place the 7 cups on the Ernest set

Weigh the basic recipe for 25g

25g dry matter in B + 35 g water, mix

Put 15g of mixture in A, then in C and D

Weigh A+, C+, D+

Add them to A, C and D

If these additions use Célestine to calculate

Mix

Place Ernest on its lath holder

Distribute in Ernest's boxes unit 0.5ml

Add approximately 1 ml of water per box

Cover with film and a foam board on the board side

Shake after tightening

Replace the film with the tile

Place the foam board on the foam side tile

Tighten, turn, shake, set

Waiting for Ernest's depressions to disappear

Kidnap Ernest

Colour chart

Prepare your drops with oxides

Dilution 1.7g to 10 ml one drop =1%

Write the basic recipe on the back of the tile

Note the various tests planned

Prepare 20g of the base to color with 28g of water

Put Ernest on his foam and next to the tile

Put 1.5 ml per box of mixture

Reference the number of drops to the tile

Add about 1 ml of water per box

Cover with film and foam board

Shake after tightening

Replace the film with the tile

Place the foam board on the foam side tile

Tighten, turn, shake, set

Remove Ernest after depression disappears

Ernest 4x4 large modele

Ernest

